


TECHNICAL DATA SHEET

PMAFLEX - VOH - Corrugated Conduit

Pliable, very heavy-duty

PMA



Conduit with highest degree of mechanical protection ideal for heavy machine and plant construction.



Applications:

- For applications in heavy machine and plant construction

Features & Benefits:

- Robust construction
- High degree of mechanical protection
- Excellent pull-out resistance
- Self-extinguishing

Materials:

- High-grade, specially formulated polyamide 6

Compatible with:

- PMAFIX Pro, PMAFIX, PMA Smart Line fittings
- PMAGRIP flange
- PMA accessories

Temperature range:

- -40°C ... $+105^{\circ}\text{C}$ continuous, $+160^{\circ}\text{C}$ short-term

Weathering resistance:

- Very good UV resistance and weathering characteristics, particularly in black

Colour:

- Black
- Grey


Chemical properties:

- Please refer to www.pma.ch
(Technical Information / Chemical Resistance)

Environmental properties:

- Free from halogens and cadmium
- RoHS and REACH compliant

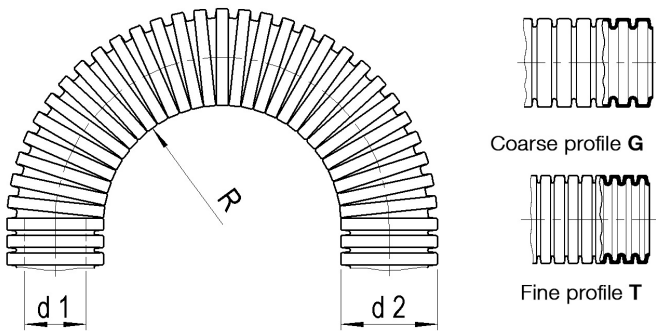
VOH-Index



Product selection:

Part no.		Profile	Conduit size		rec. fitting thread size		Dimensions in mm (nom.)			Weight	Packing unit
black	grey	T/G	NW	metric	PG	metric	d1	d2	stat. R	kg/100 m	metre
VOHD-07B	VOHD-07S	T	7	10	7	M12x1.5	6.3	10.0	20	2.8	50
VOHD-10B	VOHD-10S	T	10	12	9	M12x1.5	9.5	12.8	25	3.6	50
VOHD-12B	VOHD-12S	T	12	16	11	M16x1.5	11.9	15.6	30	4.7	50
VOHG-17B	VOHG-17S	G	17	20	16	M20x1.5	15.1	21.1	45	9.7	50
VOHG-23B	VOHG-23S	G	23	25	21	M25x1.5	21.6	28.4	60	13.5	50
VOHG-29B	VOHG-29S	G	29	32	29	M32x1.5	27.3	34.5	70	17.5	50
VOHG-36B	VOHG-36S	G	36	40	36	M40x1.5	35.6	42.4	85	21.5	30
VOHG-48B	VOHG-48S	G	48	50	48	M50x1.5	46.5	54.5	110	28.6	30
VOHG-56B	VOHG-56S	G	56	68	-	-	55.7	67.5	135	40.0	10
VOHG-70B	VOHG-70S	G	70	80	-	-	67.0	79.6	160	65.0	10
VOHG-95B	VOHG-95S	G	95	106	-	-	91.3	107.0	220	92.0	10
VOHG-125B	VOHG-125S	G	125	146	-	-	125.4	146.0	300	115.0	6

Our customer service dept. or local distribution partner will be pleased to help you concerning product availability and lead time



stat. R. = min. bending radius for static (fixed) installation

Mechanical Properties:	Value:	Test parameters:	Test method:
Impact strength	> 20 J	(+23°C)	PMA DO 9.21-4330
	class 3, > 2 J	(-45°C)	IEC EN 61386
	class 4, > 6 J	(-15°C)	IEC EN 61386
	class 5, > 20 J	(+23°C)	IEC EN 61386
Compression strength	> 600 N	(50 x 50 mm)	PMA DO 9.21-4320
	> 1200 N	(100 x 100 mm)	PMA DO 9.21-4320
	class 4		IEC EN 61386
Resistance to fatigue	> 3'500 cycles		PMA DO 9.21-4420
	> 10'000 cycles		PMA DO 9.21-4425
	class 4, flexible	(+5°C)	IEC EN 61386
	class 3, pliable	(-45°C)	IEC EN 61386
Pull-out resistance conduit - fitting series			
NW 17	> 333 N		UL 1660
NW 23	> 444 N		UL 1660
NW 29	> 556 N		UL 1660
NW 36 - 48	> 667 N		UL 1660
NW 56 - 125	> 888 N		UL 1660
PMAFIX IP68	class 3, > 680 N		PMA DO 9.21-4610 (IEC EN 61386)
PMAFIX IP66	class 2, > 440 N		PMA DO 9.21-4610 (IEC EN 61386)

Note: Testing at 23°C, 50% r.h., conduit nominal width 17, unless otherwise stated

Thermal properties:	Value:	Test parameters:	Test method:
Continuous application temperature	-40 ... +105°C		PMA DO 9.21-4510
Upper application temperature	+120°C	(20'000 h)	PMA DO 9.21-4360
Short-term	+160°C	(168 h)	PMA DO 9.21-4360
Application temperature range	-45 ... +105°C		IEC EN 61386

Fire safety properties:	Value:	Test parameters:	Test method:
Fire performance	non flame-propagating		IEC EN 61386
Fire performance	V0		UL 94

ABB Switzerland Ltd,
PMA Cable Protection
Aathalstrasse 90
8610 Uster, Switzerland
Phone: +41 58 585 00 11
pma-info@ch.abb.com
www.pma.ch

Let's write the future.
Together. **abb.com**

We reserve the right to make technical changes or modify the contents of this document without prior notice. With regard to purchase orders, the agreed particulars shall prevail. ABB Installation Products Inc. does not accept any responsibility whatsoever for potential errors or possible lack of information in this document.

We reserve all rights in this document and in the subject matter and illustrations contained therein. Any reproduction, disclosure to third parties or utilization of its contents – in whole or in parts – is forbidden without prior written consent of ABB Inc. Copyright© 2019 ABB Installation Products Inc. All rights reserved

